



Managing RSS Web Feeds with Internet Explorer 7.0

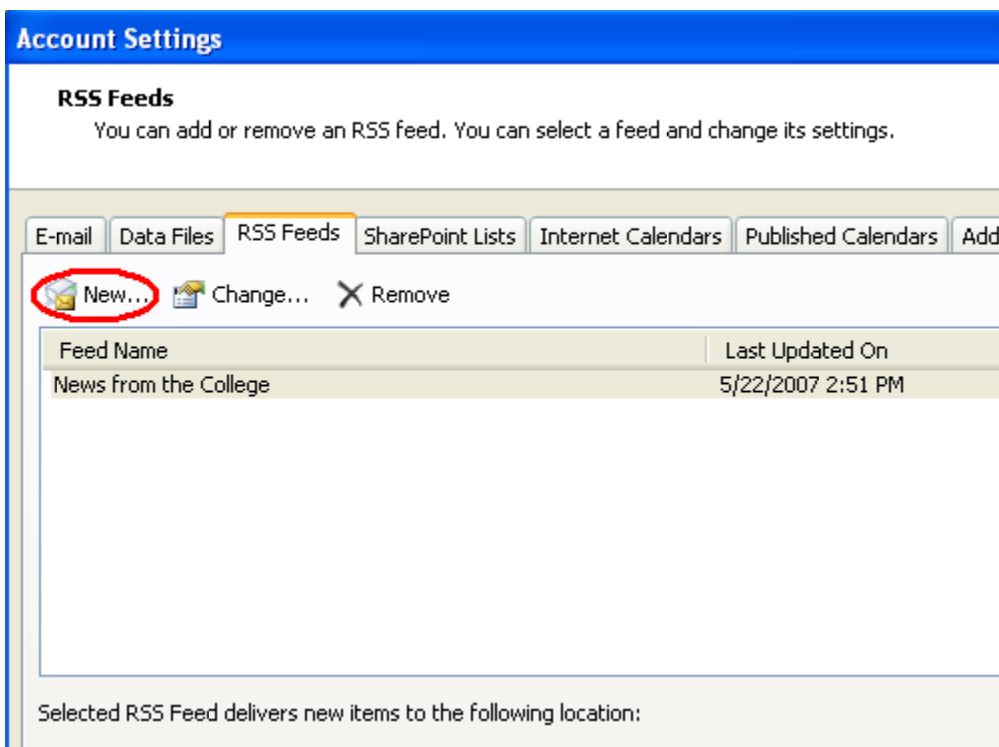
Internet Explorer 7.0 is the first version of Microsoft's web browser to support web feeds, and if you already use IE for browsing the web it is only a few easy steps to get web feeds working on your computer.

I. Adding web feeds to IE

When you browse to a web page that contains web feed information, the RSS icon, , will light up in Internet Explorer next to Home button:



When you click on the  you will see a list of all available web feeds, and all you have to do to subscribe is select "Subscribe to this feed" at the top of the page.

A screenshot of the 'Account Settings' page in Internet Explorer. The 'RSS Feeds' tab is selected, and the 'New...' button is circled in red. Below the buttons is a table with one row of data.

Feed Name	Last Updated On
News from the College	5/22/2007 2:51 PM

Selected RSS Feed delivers new items to the following location:

II. More information...

- [Setting up Outlook 2007 to store your web feeds](#) - Note that if you run Microsoft's Internet Explorer 7 and Outlook 2007, your RSS web feed information will be shared between the two seamlessly.